

# Teacher Access Center Reports - Student Detail

From the Scores page, click the **Student Detail** Button.

My Classes Assessments Printable **Student Detail** Missing Scores Assignment Averages Student Aliases De

Selected Category: All Marking Period: M1 09/03/2007 - 11/30/2007

Assessment Description: ch 2 test

Cls HMK Test **All**

Student Id	Student Name	Notes	Grading Scale	Student Average	9/18 Cls Pts:100	9/20 Test Pts:100	10/2 HMK Pts:100	10/31 Cls Pts:100	11/1 Test Pts:100
20007	<a href="#">Bradley, Ashleigh</a>		ALPH - Mark	81.97 %	89.00	78.00	100.00	69.00	87.00
20012	<a href="#">Brookheimer, Melody Lee</a>		ALPH - Mark	89.20 %	90.00	78.00	100.00	89.00	98.00
20004	<a href="#">Feinstein, Benjamin</a>		ALPH - Mark	86.82 %	96.00	96.00	100.00	89.00	67.00

Choose desired options, then click **Run**.

Student Detail Report Options -- Webpage Dialog

### Student Detail Report Options

Marking Period: M1

Show Withdrawn Students: None

Header Text: Your Child's Grades as of 10-30

Included Categories:  All  Selected Class Work  
Homework  
Test

Sections To Display: Both

Display Standard Assignments Message:

Show Class Averages:

Display Alpha Marks:

Show Student Notes:

Show Signature Line:  ← creates parent signature line

Run Cancel

header visible on all student reports

**SAMPLE**

Building 2

**Student Detail Report**

9/29/2008

Course: Calculus  
Teacher: Mrs. Kombe

Marking Period: M1  
Period: 6

Your Child's Grades as of 10-30

These are your assignments from 9/3/2007 to 11/30/2007, and the scores you earned for each. If your records differ, please see me privately as soon as possible.

Assignment	Due Date	Category	Score	Asmt Weight	Weighted Score	Total Points	Weighted Total Points	Percent
page 12	9/18	Class Work	100.00	1.00	100.00	100	100	100.00%
chap 1 test	9/20	Test	100.00	2.00	200.00	100	200	100.00%
worksheet #12	10/2	Homework	100.00	1.00	100.00	100	100	100.00%
chap 2 review	10/31	Class Work	96.00	1.00	96.00	100	100	96.00%
ch 2 test	11/1	Test	98.00	2.00	196.00	100	200	98.00%

Category	Student's Points	Maximum Points	Percent	Category Weight	Category Points	Dropped Asmts	Excluded Asmts
Class Work	196.00	200.00	98.00%	40.00	39.20000	0	0
Homework	100.00	100.00	100.00%	5.00	5.00000	0	0
Test	396.00	400.00	99.00%	55.00	54.45000	0	0
Totals				100.00	98.65000	0	0

Student's overall average is: 98.65000 / 100.00 = 98.65 % (Grade: A+ )

The report will display as a PDF in your web browser. This report contains a 1-page summary of scores for each student in the selected class. You can print it by choosing the green **Print** button at the top right of the screen.



You can also click the **Print** button on the PDF window.

Course Roster

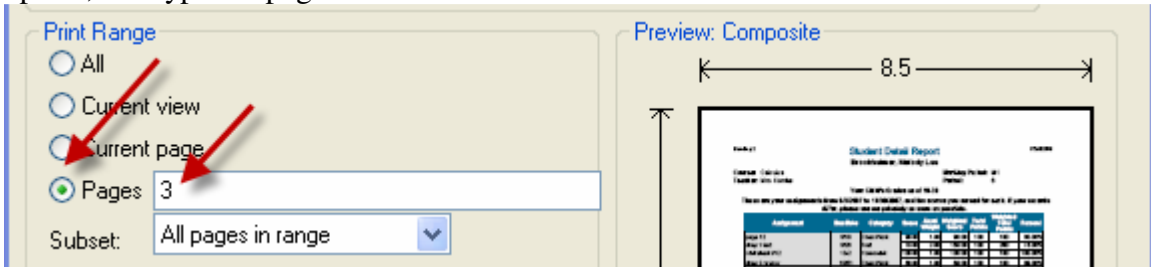
eSchoolPlus+

<< Max

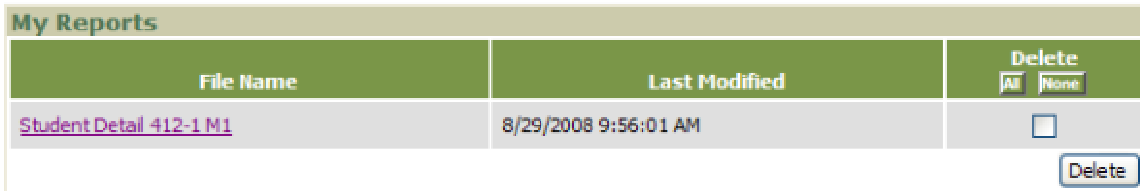
- View Student List
- Take Attendance
- Morning Bulletin
- Define Assessments
- Score Assessments
- Enter Interim Progress

Click to print this PDF file or pages from it

**PLEASE NOTE:** Choosing the **Print** option will print **all** students' reports. To print an individual student, choose the **Print** option. In the **Print** window, choose the **Pages** option, and type the page number for the individual student.

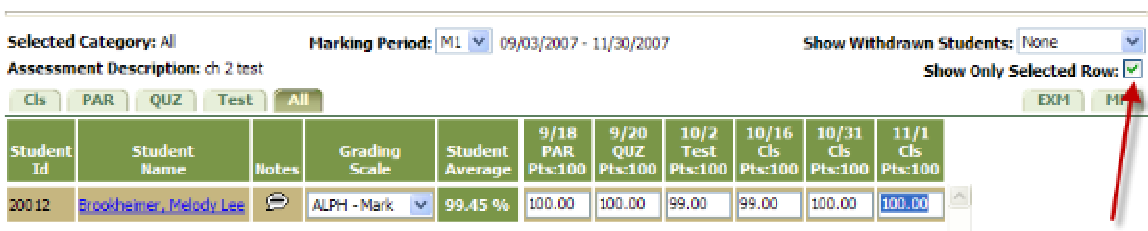


This report will be stored in the **My Reports** area of the Home screen. To delete the report, place a check in the **Delete** box, and click the **Delete** button.



Student Detail Report – Individual Student

Click in any cell in the student's row of grades. Then place a check in the **Show Only Selected Row** box.



Click the **Student Detail** button. You will notice the name of the selected student in the Student Detail window.



Choose the desired options, the run the report.