




Teacher Access Center

The Home Screen

eSchoolPLUS+ Teacher Access Center

Debug Page   
 Debug DLL

My Home

1

- ▶ View Student List
- ▶ Take Attendance
- ▶ Morning Bulletin
- ▶ Define Assessments
- ▶ Score Assessments
- ▶ Enter Interim Progress
- ▶ Enter Report Cards
- ▶ Enter Competencies
- ▶ Email Students/Guardians
- ▶ Support Tools
- ▶ Teacher Preferences
- ▶ Select Theme
- ▶ Set Environment

2

My Classes

Courses: Current MP Courses Attendance Date: 6/23/2008 RC Run: 6 IPR Date: 6/13/2008

Period	Course	Description	Room	Cycles	Marking Periods	Actions							
Building: 330 - Training High School Staff: John Doe													
1	1510B - 1	Chemistry - S2	A3	M, T, W, R, F	M4, M5, M6	List	Att All P	Pic	Def	Score	IPR ✓	RC ✓	Comp

3

My Messages

Date	Message	Delete
Building: 330 - Training High School Staff: John Doe		
6/12/2008	Robert Atawater has been withdrawn from your Chemistry - S2 (Course 1510B-1) class as of 6/12/2008.	<input type="checkbox"/>
		Delete

4

My Reports

File Name	Last Modified	Delete
Assanment Averages 1510B-1.M6 ID 103121	5/21/2008 6:14:19 PM	<input type="checkbox"/>
Averages 1510E-1.M6	5/21/2008 7:40:16 PM	<input type="checkbox"/>

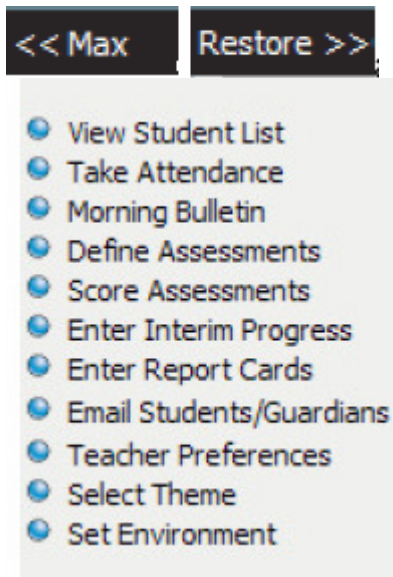
5

News

8/12/2008 - Need Mailing Labels
 Login >> go to Registration Center Reports >> click on Address Labels >> choose your label type >> choose your can type To the Parents of: on (or leave blank) >> do not use 1 household (we are not set up for Run. Call Ruth at (261)860-14; training or have questions.

8/11/2008 - Teacher Access Videos and print-friendly instructions are available 24 hours: [CLICK HERE](#)

1 Menu Options



Select a **course** before selecting the following:

- View Student List
- Take Attendance
- Define Assessments
- Score Assessments
- Enter Interim Progress
- Enter Report Cards
- Email Students/Guardians

Select the following from any screen:

Morning Bulletin: displays attendance notices

Teacher Preferences: click to modify your teacher preferences as allowable by CISD

Select Theme: click to change color/design of your Home screen

Set Environment: click to return to login page – always click before closing out of Teacher Access Center

Max: will close the menu panel to provide more screen width

Restore: will reopen menu panel

2 My Classes

My Classes															
Courses:		Current MP Courses		Attendance Date:		6/23/2008		RC Run:		6		IPR Date:		6/13/2008	
Period	Course	Description	Room	Cycles	Marking Periods	Actions									
Building: 330 - Training High School Staff: John Doe															
1	1510B - 1	Chemistry - S2	A3	M, T, W, R, F	M4, M5, M6	List	Att All P	Pic	Def	Score	IPR ✓	RC ✓	Comp		

Courses Menu: Attendance Courses (courses in which you take attendance); Graded Courses (courses in which you grade students); or All Courses.

Attendance Date Menu: can view (but not edit) attendance on previous days

RC Run: displays the current marking period – can view previous marking periods

IPR Date: displays date of next IPR run

3 My Messages

Displays information such as:

- student schedule changes
- new students
- withdrawing students
- early dismissals
- late arrivals

My Messages		
Date	Message	Delete
Building: 330 - Chiloquin Jr/Sr High School Staff: <input type="text"/>		
6/12/2008	Robert Atawater has been withdrawn from your Chemistry - S2 (Course 1510B-1) class as of 6/12/2008.	<input type="checkbox"/> Delete

4 My Reports

- displays reports you have run
- can read and delete when finished

My Reports		
File Name	Last Modified	Delete
Assignment Averages 1510B-1 M6 ID 103121	5/21/2008 6:14:19 PM	<input type="checkbox"/>
Averages 1510B-1 M6	5/21/2008 7:40:16 PM	<input type="checkbox"/>

5 News

displays new items from your eSchoolPlus administrators

News ▾

8/12/2008 - Need Mailing Labels?
Login>>go to Registration Center>>go to Reports>>click on Address Labels>> choose your label type>>choose your addressee>>you can type To the Parents of: on the first line text (or leave blank)>>do not use the one label per household (we are not set up for that yet!) and Run. Call Ruth at (281)860-1427 if you need training or have questions.

8/11/2008 - Teacher Access Center Help
Videos and print-friendly instructions for all TAC features are available 24 hours a day!
[CLICK HERE](#)

Other Helpful Features

Help: will display the help information for your current screen

Home: will return you to your eSchoolPlus Teacher Access Home screen from any screen

